

JND FURNITURE CARE SHEET



JND Furniture is built for outdoor use.

Our furniture comes with a 5 year structural warranty.

By following this maintenance guide, you will ensure you get the longest life out of your furniture.

All furniture is coated with external coating. However, the weather will still slowly grey the timber over time.

To maintain the timber, we recommend coating it once to twice a year with the same oil or lacquer.



**MERBAU &
SPOTTED GUM**
Intergrain
Ultra Deck Timber Oil



TASMANIAN OAK
Bondall Marine Grade
Exterior Wood Varnish



**BLACK
STAIN**
Porter's Original
Palm Beach Black

TIMBER MAINTANENCE

All timbers will require an oil once to twice a year to freshen up, especially if furniture is fully exposed, and not undercover. Please see recommended oils and varnishes for the timbers we use.

Merbau- Leaking tannin (bleeding) can occur in merbau and spotted gum timbers, it is generally more visible on lighter coloured frames or flooring.



Tannin is a naturally occurring substance in timber and will leach the first few times it is exposed to water. It can stain timber decking and paved areas that are light in colour. A good wipe down with a soft sponge or cloth using soap and water solution will removal the tannin stains. If the stain is left over a long period of time, staining may occur especially on light colours.

It is recommended when using **Black Stain** to not stack the outdoor furniture.

CLEANING

To clean furniture, use a mild soap and water mixture (small amount of dishwashing liquid) in a spray bottle and lightly spray the surface and wipe with a non-abrasive cloth.

For heavy or stubborn stains, you can use a degreaser suitable for hardwoods or decking, we recommend Aqualis Deck bright cleaner for oil stains, removing dirt, grime oils stains and brightening the timber.



POWDERCOATED FRAMES CARE & MAINTENANCE

Rough treatment of powder coated furniture can result in chipping of the coated surface.

This is not covered under warranty.

- Wipe down regularly with a water and a soft cloth.
- Always rinse well with water, to remove any remaining detergent.
- Avoid steam cleaning, pressure washing, steel brushes/wools and cleaners containing chlorine.
- Avoid scratching the surface by dry dusting.
- Never use strong solvents to clean powder coated surfaces.
- Aggressive solvents such as turpentine, white spirits, thinners, and other aggressive solvents are harmful to the extended life of the powder coated surface.
- Touch-up paint may be purchased. It is advisable to repair minor scratches as soon as they appear.

LOCKABLE CASTOR WHEELS

- We use commercial grade lockable castor wheels, bolted in with 2 bolts. These castors hold up to 52kg each, over 200kg per table.
- They come with a 12-month warranty, but will last longer if treated with care.
- Knocking the wheels on steps will damage them.
- It is recommended furniture is lifted carefully to be moved up a step or level.
- A regular visual inspection is required to ensure the wheels haven't come loose (De-threaded). If they have, they need to be re-tightened.
- Replacement wheels can be purchased and replaced. This will incur a call out fee.

CAPS

- All tables and bench legs have caps.
- Avoid dragging the tables and benches whilst moving as the caps on the legs may wear easily on rough surfaces.
- Replacement caps can be purchased and posted out.

MODWOOD

ModWood is a composite product made from a mixture of ground sustainable wood waste and plastic.

- Regular cleaning is important in keeping ModWood looking great.
- Do not use high pressure cleaners on ModWood.
- Stubborn (usually oil-based) stains may be difficult to remove.


We recommend a degreaser such as Kenco or Aqualis Composite Bright for stubborn stains

- Deck Protect Composite Sealer is applied for extra protection, this can be re-applied to those areas subject to high oil and fats staining
- Use strong chemicals with caution.

EKODECK

Ekodeck Designer Series is not a self cleaning product. It will require periodic cleaning especially in undercover or alfresco areas.

- Cleaning requirements of your Ekodeck Designer Series product will vary depending on product use and weather exposure. Ekodeck Designer Series can stain, especially if not cleaned regularly.
- For a General Clean we recommend using hot water with a small amount of dishwashing liquid. Then rinsing off.
- Whilst Ekodeck Designer Series' Durashell™ coating resists most stains, we still recommend foreign substances be cleaned off immediately to avoid potential risk of staining or discolouration.
- If a General Clean fails to remove stubborn stains on, using a stain remover may be necessary. We recommend the use of an aerosol car/engine degreaser to remove oil-based stains. Spray the affected area and lightly scrub with a microfibre cloth to remove the stain. Be sure to follow with a General Clean to wash away the degreaser.



Our warranty offers a 5 year structural warranty for any manufacturing defects. We do not cover any outside influences

info@jndtimberandsteel.com.au
www.jndoutdoorfurniture.com.au

